



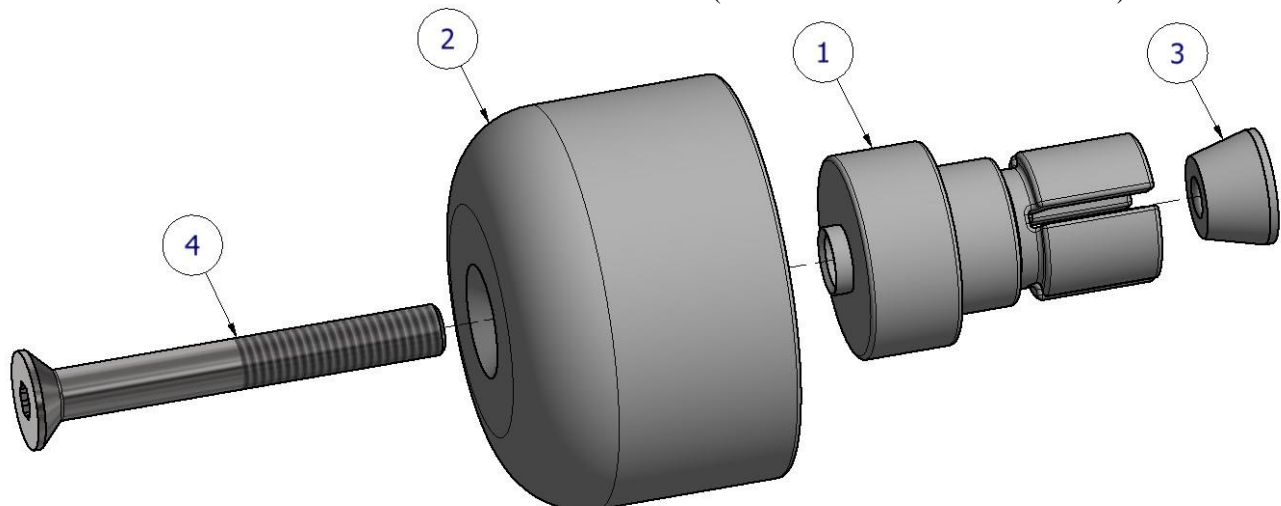
**FITTING INSTRUCTIONS FOR SP0081BK SWINGARM PROTECTORS**  
**KTM DUKE 790 '18-**



**THIS KIT CONTAINS THE ITEMS PICTURED AND LABELLED BELOW.**  
**DO NOT PROCEED UNTIL YOU ARE SURE ALL PARTS ARE PRESENT.**

Please note that the way the kit is packed does not necessarily represent the way of mounting to the bike.

THE PARTS SHOWN MAY BE REPRESENTATIVE ONLY (FOR CLARITY OF INSTRUCTIONS ONLY).



**LEGEND**

- ITEM 1 = MOUNTING BLOCK (M0556) (x2)  
 ITEM 2 = CRASH PROTECTOR (B0481) (x2)  
 ITEM 3 = TAPERED NUT (H0015) (x2)  
 ITEM 4 = M6x50mm COUNTERSUNK BOLT (x2)

R&G

Unit 1, Shelley's Lane, East Worldham, Alton, Hampshire, GU34 3AQ  
 Tel: +44 (0)1420 89007 Fax: +44 (0)1420 87301 [www.rg-racing.com](http://www.rg-racing.com) Email: [info@rg-racing.com](mailto:info@rg-racing.com)



### TOOLS REQUIRED

- 4mm allen key.

### MAXIMUM TORQUE SETTINGS

- M4 BOLT = 8Nm
- M5 BOLT = 12Nm
- M6 BOLT = 15Nm
- M8 BOLT = 20Nm
- M10 BOLT = 40Nm

### FITTING INSTRUCTIONS

- Loosely assemble the swingarm protector as per the diagram.
- Tighten bolt (item 4) until tapered portion of nut (item 3) just contacts in the recessed face of the mounting block (item 1).
- Place this assembly into the left hand side of the rear wheel spindle.
- Tighten the bolt so crash protector (item 2) is held in position firmly (do not over tighten).
- Repeat for opposite side.
- **Regularly check to ensure crash protector remains tight.**

ISSUE 04/07/2018 (HB)

**Digital copies of these instructions are available to download from [www.rg-racing.com](http://www.rg-racing.com)**

### CONSUMER NOTICE

The catalogue description and any exhibition of samples are only broad indications of the Products and R&G may make design changes which do not diminish their performance or visual appeal and supplying them in such state shall conform to the order. The Buyer acknowledges no representation or warranty (other than as to title) has been given or will apply to the Products other than those in R&G's order or confirmation and the Buyer confirms it has chosen the Products as being of merchantable quality and suitable for its particular purposes. Where R&G fits the Products or undertakes other services it shall exercise reasonable skill and care and rectify any fault free of charge unless the workmanship has been disturbed. The Buyer is responsible for ensuring that the warranty on the motorcycle is not affected by the fitting of the Products. On return of any defective Products R&G shall at its option either supply a replacement or refund the purchase money but shall not be liable if the Products have been modified or used or maintained otherwise than in accordance with R&G's or manufacturer's instructions and good engineering practice or if the defect arises from accident or neglect. Other than identified above and subject to R&G not limiting its liability for causing death and personal injury, it shall not be liable for indirect or consequential loss and otherwise its liability shall be limited to the amounts paid by the Buyer for the Products or the fitting or service concerned. These terms do not affect the Buyer's statutory rights.

### R&G RETURNS POLICY (NON-FAULTY GOODS)

Returns must be pre-authorised (if not pre-authorised the return will be rejected). Goods may only be returned direct to us if they were purchased direct from us (customer must prove if necessary). Otherwise to be returned to original vendor. Goods must be in re-sellable condition, in the opinion of R&G. All returns are subject to a 25% restocking and handling fee (25% of the gross value exc. P&P – at the prevailing price at time of purchase). The customer must pay any and all carriage charges. No returns of discontinued products, unless within 14 days of purchase. This policy does not affect your statutory rights and does not refer to faulty goods.

R&G

Unit 1, Shelley's Lane, East Worldham, Alton, Hampshire, GU34 3AQ

Tel: +44 (0)1420 89007 Fax: +44 (0)1420 87301 [www.rg-racing.com](http://www.rg-racing.com) Email: [info@rg-racing.com](mailto:info@rg-racing.com)



**NOTICE DE MONTAGE POUR SP0081BK PROTECTIONS BRAS OSCILLANT  
KTM DUKE 790 '18-**

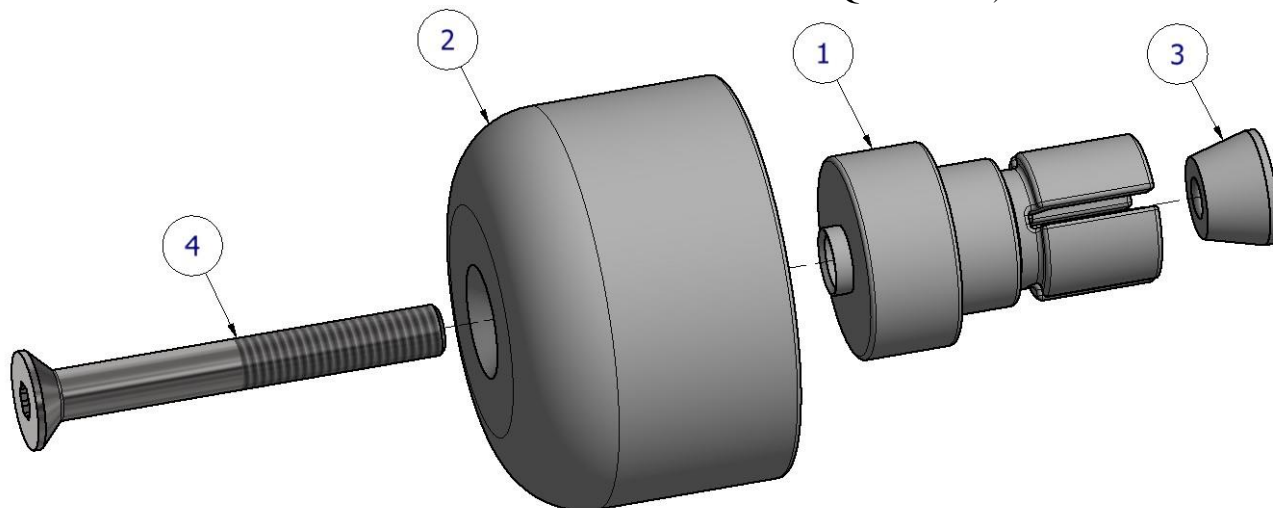
Page | 3



**LE KIT CONTIENT LES ARTICLES EXPOSES CI-DESSOUS, VERIFIER QUE TOUTES LES PIECES SOIENT PRESENTES AVANT DE PROCEDER AU MONTAGE.**

**LA FAÇON DONT LE KIT EST EMBALLE NE CORRESPOND PAS FORCEMENT A LA FAÇON DE MONTER LES PIECES SUR LA MOTO.**

LES PARTIES PRESENTEES PEUVENT ETRE UNIQUEMENT REPRESENTATIVES (POUR LA CLARTE DES INSTRUCTIONS UNIQUEMENT).



R&G

Unit 1, Shelley's Lane, East Worldham, Alton, Hampshire, GU34 3AQ  
Tel: +44 (0)1420 89007 Fax: +44 (0)1420 87301 [www.rg-racing.com](http://www.rg-racing.com) Email: [info@rg-racing.com](mailto:info@rg-racing.com)



### LÉGENDE

- ARTICLE 1 = BLOC DE MONTAGE (M0556) (x2)  
 ARTICLE 2 = PROTECTION CRASH (B0481) (x2)  
 ARTICLE 3 = ÉCROU CRANTÉ (H0015) (x2)  
 ARTICLE 4 = M6x50mm BOULON (x2)

### OUTIL REQUIS

- Clé Allen 4mm.

### VALEURS DE SERRAGE MAXIMALES

- M4 BOULON = 8Nm
- M5 BOULON = 12Nm
- M6 BOULON = 15Nm
- M8 BOULON = 20Nm
- M10 BOULON = 40Nm

### NOTICE DE MONTAGE

- Assembler la protection bras oscillant comme sur le schéma.
- Serrer le boulon (article 4) jusqu'à ce que la face conique de l'écrou (article 3) entre en contact avec la face creuse du bloc de montage (article 1).
- Placer cet ensemble du côté gauche du moyeu de roue arrière.
- Serrer le boulon de façon à ce que la protection crash (article 2) soit fixée en position (ne pas trop bloquer).
- Répéter l'opération de l'autre côté.
- **Vérifier le serrage de la protection régulièrement.**

ISSUE 04/07/2018 (HB)

**Notice disponible au téléchargement sur [www.rg-racing.com](http://www.rg-racing.com)**

### CONSUMER NOTICE

The catalogue description and any exhibition of samples are only broad indications of the Products and R&G may make design changes which do not diminish their performance or visual appeal and supplying them in such state shall conform to the order. The Buyer acknowledges no representation or warranty (other than as to title) has been given or will apply to the Products other than those in R&G's order or confirmation and the Buyer confirms it has chosen the Products as being of merchantable quality and suitable for its particular purposes. Where R&G fits the Products or undertakes other services it shall exercise reasonable skill and care and rectify any fault free of charge unless the workmanship has been disturbed. The Buyer is responsible for ensuring that the warranty on the motorcycle is not affected by the fitting of the Products. On return of any defective Products R&G shall at its option either supply a replacement or refund the purchase money but shall not be liable if the Products have been modified or used or maintained otherwise than in accordance with R&G's or manufacturer's instructions and good engineering practice or if the defect arises from accident or neglect. Other than identified above and subject to R&G not limiting its liability for causing death and personal injury, it shall not be liable for indirect or consequential loss and otherwise its liability shall be limited to the amounts paid by the Buyer for the Products or the fitting or service concerned. These terms do not affect the Buyer's statutory rights.

### R&G RETURNS POLICY (NON-FAULTY GOODS)

Returns must be pre-authorized (if not pre-authorized the return will be rejected). Goods may only be returned direct to us if they were purchased direct from us (customer must prove if necessary). Otherwise to be returned to original vendor. Goods must be in re-sellable condition, in the opinion of R&G. All returns are subject to a 25% restocking and handling fee (25% of the gross value exc. P&P – at the prevailing price at time of purchase). The customer must pay any and all carriage charges. No returns of discontinued products, unless within 14 days of purchase. This policy does not affect your statutory rights and does not refer to faulty goods.

R&G

Unit 1, Shelley's Lane, East Worldham, Alton, Hampshire, GU34 3AQ  
 Tel: +44 (0)1420 89007 Fax: +44 (0)1420 87301 [www.rg-racing.com](http://www.rg-racing.com) Email: [info@rg-racing.com](mailto:info@rg-racing.com)



**MONTAGEANLEITUNG FÜR SP0081BK SCHWINGENPROTEKTOREN  
KTM DUKE 790 '18-**

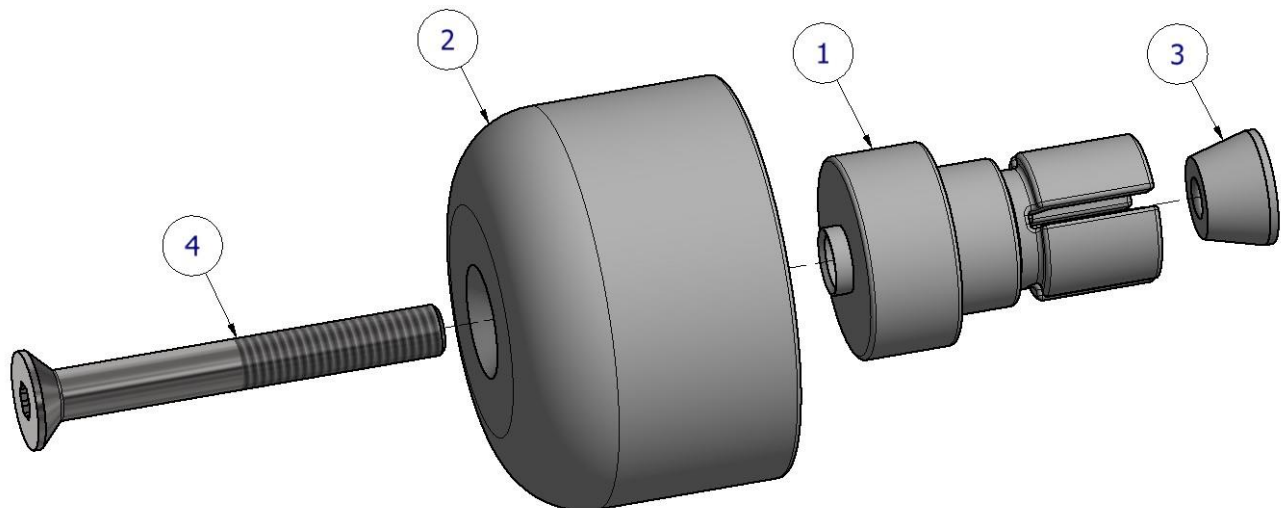


Page | 5

**ALLE TEILE SIND UNTEN ABGEBILDET UND GEKENNZEICHNET. BEVOR SIE MIT DER MONTAGE BEGINNEN, ÜBERPRÜFEN SIE, DASS ALLE TEILE VORHANDEN SIND.**

**Hinweis: Die Verpackung der Teile stellt nicht die Reihenfolge der Montage dar.**

DIE UNTEN ABGEBILDETEN TEILE DIENEN LEDIGLICH ZUR ERKLÄRUNG



**LIEFERUMFANG**

- ARTIKEL 1 = MONTAGETEIL (M0556) (x2)
- ARTIKEL 2 = STURZPAD (B0481) (x2)
- ARTIKEL 3 = SPEZIALMUTTER (H0015) (x2)
- ARTIKEL 4 = M6x50mm SENKSCHRAUBE (x2)

R&G

Unit 1, Shelley's Lane, East Worldham, Alton, Hampshire, GU34 3AQ  
Tel: +44 (0)1420 89007 Fax: +44 (0)1420 87301 [www.rg-racing.com](http://www.rg-racing.com) Email: [info@rg-racing.com](mailto:info@rg-racing.com)



### **SIE BENÖTIGEN FOLGENDES WERKZEUG:**

- 4 mm Inbusschlüssel

### **MAX. ANZUGSDREHMOMENT**

M4 SCHRAUBE = 8Nm  
 M5 SCHRAUBE = 12Nm  
 M6 SCHRAUBE = 15Nm  
 M8 SCHRAUBE = 20Nm  
 M10 SCHRAUBE = 40Nm

### **MONTAGEANLEITUNG**

- Den Schwingenprotektor entsprechend der Abbildung zusammenbauen.
- Ziehen Sie die Schraube (Artikel 4) fest, bis das konische Teil der Mutter (Artikel 3) die vertiefte Fläche des Montageteils (Artikel 1) leicht berührt.
- Diese Einheit in die linke Seite der Hinterradachse einführen.
- Ziehen Sie die Schraube fest, um das Sturzpad (Artikel 2) in Position zu befestigen (nicht überdrehen).
- Wiederholen Sie den oben beschriebenen Vorgang an der anderen Seite.
- **Überprüfen Sie regelmäßig, dass der Schwingenprotektor noch fest fixiert ist.**

AUSGABE 04/07/2018 (HB)

**Eine digitale Version dieser Montageanleitung kann auf folgender Seite heruntergeladen werden: [www.rg-racing.com](http://www.rg-racing.com)**

#### **CONSUMER NOTICE**

The catalogue description and any exhibition of samples are only broad indications of the Products and R&G may make design changes which do not diminish their performance or visual appeal and supplying them in such state shall conform to the order. The Buyer acknowledges no representation or warranty (other than as to title) has been given or will apply to the Products other than those in R&G's order or confirmation and the Buyer confirms it has chosen the Products as being of merchantable quality and suitable for its particular purposes. Where R&G fits the Products or undertakes other services it shall exercise reasonable skill and care and rectify any fault free of charge unless the workmanship has been disturbed. The Buyer is responsible for ensuring that the warranty on the motorcycle is not affected by the fitting of the Products. On return of any defective Products R&G shall at its option either supply a replacement or refund the purchase money but shall not be liable if the Products have been modified or used or maintained otherwise than in accordance with R&G's or manufacturer's instructions and good engineering practice or if the defect arises from accident or neglect. Other than identified above and subject to R&G not limiting its liability for causing death and personal injury, it shall not be liable for indirect or consequential loss and otherwise its liability shall be limited to the amounts paid by the Buyer for the Products or the fitting or service concerned. These terms do not affect the Buyer's statutory rights.

#### **R&G RETURNS POLICY (NON-FAULTY GOODS)**

Returns must be pre-authorized (if not pre-authorized the return will be rejected). Goods may only be returned direct to us if they were purchased direct from us (customer must prove if necessary). Otherwise to be returned to original vendor. Goods must be in re-sellable condition, in the opinion of R&G. All returns are subject to a 25% restocking and handling fee (25% of the gross value exc. P&P - at the prevailing price at time of purchase). The customer must pay any and all carriage charges. No returns of discontinued products, unless within 14 days of purchase. This policy does not affect your statutory rights and does not refer to faulty goods.

R&G

Unit 1, Shelley's Lane, East Worldham, Alton, Hampshire, GU34 3AQ  
 Tel: +44 (0)1420 89007 Fax: +44 (0)1420 87301 [www.rg-racing.com](http://www.rg-racing.com) Email: [info@rg-racing.com](mailto:info@rg-racing.com)